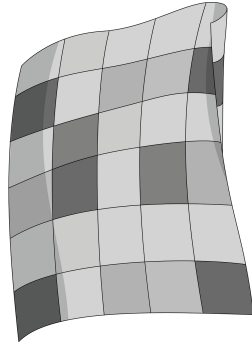


FOO QUILT MAKING

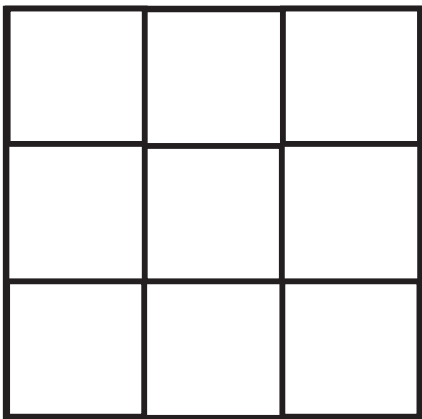


Help the Foos make a Quilt!
Color in the patches with the color that the fabric should be.
But watch out! Fabric can be expensive.


Rule 1 - Use the fewest color crayons possible.

Rule 2 - One patch can not be the same color as one next to it.

How to Solve:



Color in the patches.
Try to use the least
amount of crayons.



One patch can not be
the same color as the
square next to it.

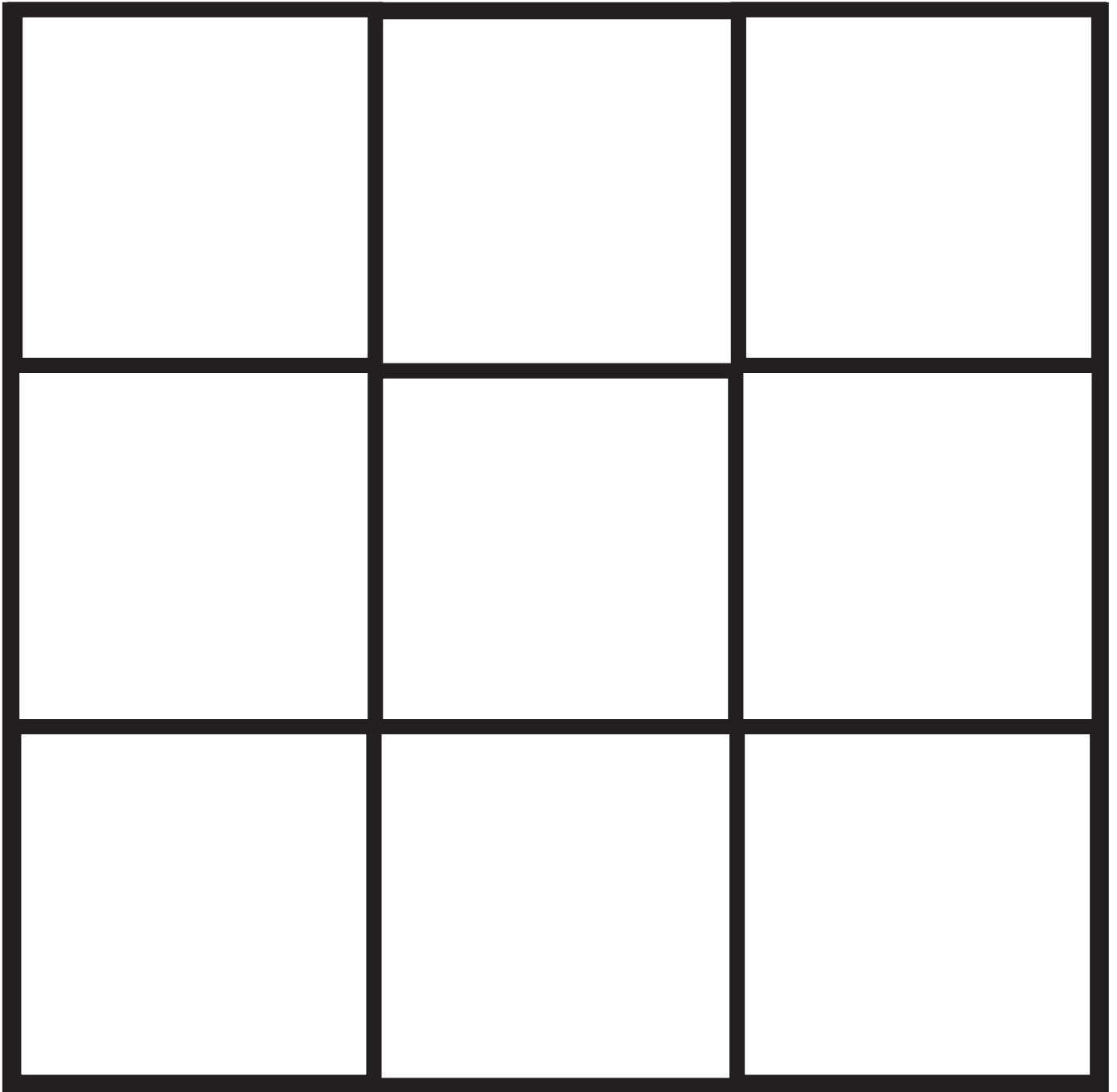
Activities Next Page >>



Color in the Quilt

Use the fewest color crayons possible.

One patch can not be the same color as one next to it.




2

Color in the Quilt

Use the fewest color crayons possible.

One patch can not be the same color as one next to it.




3

Color in the Quilt

Use the fewest color crayons possible.

One patch can not be the same color as one next to it.

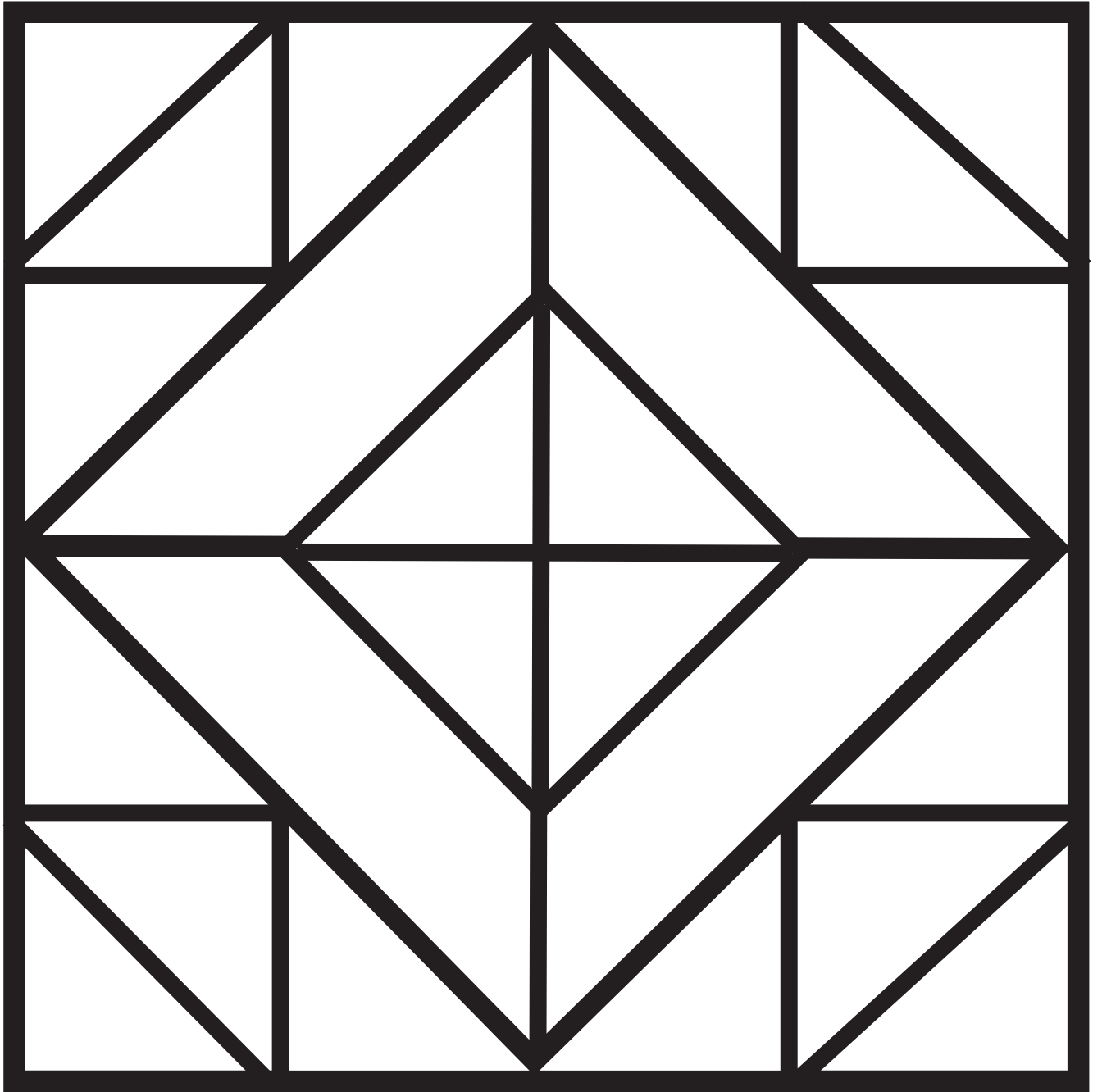




Color in the Quilt

Use the fewest color crayons possible.

One patch can not be the same color as one next to it.

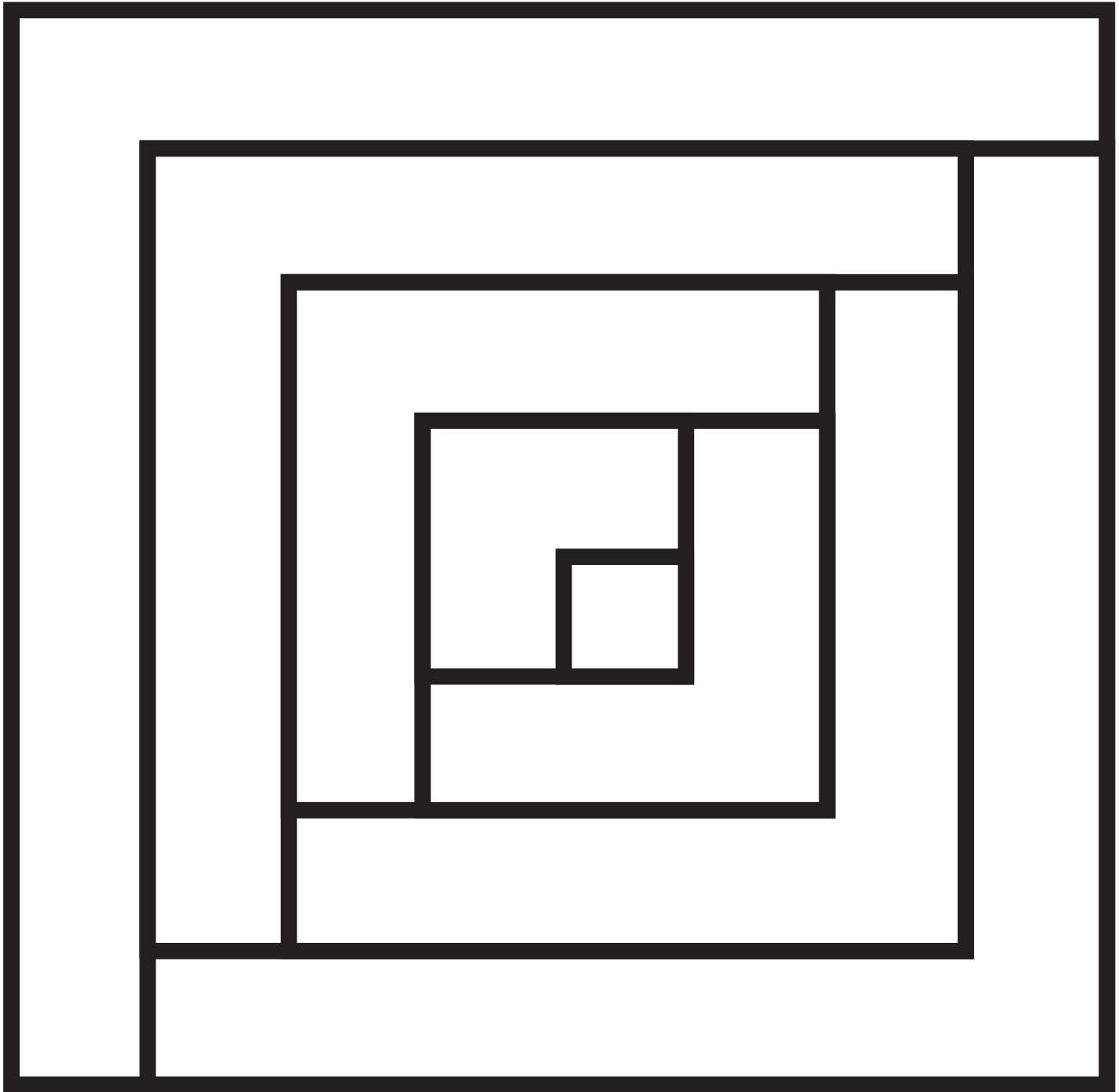




Color in the Quilt

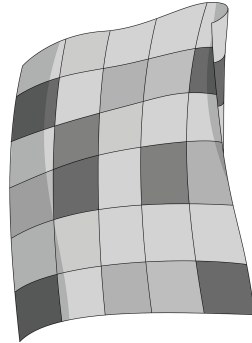
Use the fewest color crayons possible.

One patch can not be the same color as one next to it.



FOO QUILT MAKING

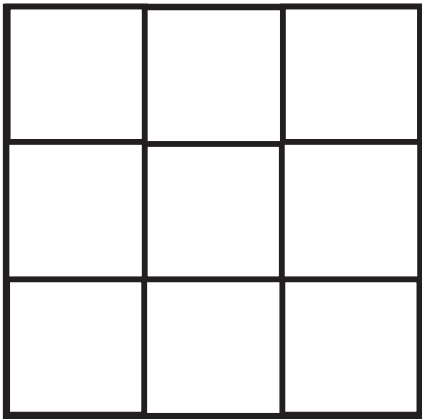
Answer sheet! Activities in back of the book!




Help the Foos make a Quilt!
Color in the patches with the color that the fabric should be.
But watch out! Fabric can be expensive.

Rule 1 - Use the fewest of color crayons possible.

Rule 2 - One patch can not be the same color as one next to it.



Color in the patches.
Try to use the least
amount of crayons.



One patch can not be
the same color as the
square next to it.


Activities Next Page >>



Color in the Quilt

Use the fewest color crayons possible.

One patch can not be the same color as one next to it.




2

Color in the Quilt

Use the fewest color crayons possible.

One patch can not be the same color as one next to it.




3

Color in the Quilt

Use the fewest color crayons possible.

One patch can not be the same color as one next to it.






Color in the Quilt

Use the fewest color crayons possible.

One patch can not be the same color as one next to it.




5

Color in the Quilt

Use the fewest color crayons possible.

One patch can not be the same color as one next to it.





This work is licensed under the Creative Commons Attribution-NonCommercial-NoDerivatives 4.0 International License. To view a copy of this license, visit <http://creativecommons.org/licenses/by-nc-nd/4.0/>.